



Scout Badge

Joining Requirements

Checklist



No one may add or subtract from the official requirements found in Boy Scout Requirements (Pub. 33216 – SKU 34765).
The requirements were last revised in 2005 • This workbook was updated in February 2015.

Scout's Name: _____ Unit: _____

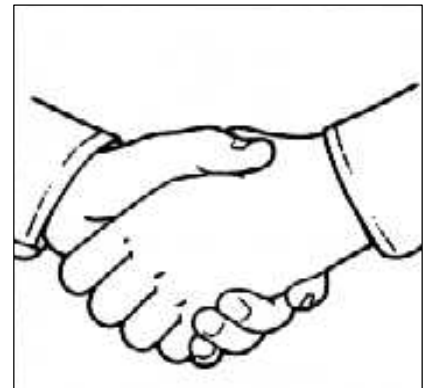
<http://www.USScouts.Org> • <http://www.MeritBadge.Org>

Please submit errors, omissions, comments or suggestions about this checklist to: Workbooks@USScouts.Org
Comments or suggestions for changes to the requirements for joining should be sent to: Advancement.Team@Scouting.Org

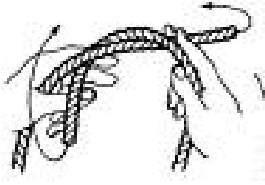
- 1. Meet the age requirements. Be a boy who is 11 years old, or one who has completed the fifth grade or earned the Arrow of Light Award and is at least 10 years old, but is not yet 18 years old.
- 2. Complete a Boy Scout application and health history signed by your parent or guardian.
(Editor's note: *With parent or guardian supervision...*
The BSA Youth Application can be downloaded here: <http://www.scouting.org/filestore/pdf/524-406A.pdf>
The Health History form can be downloaded here: http://www.scouting.org/filestore/HealthSafety/pdf/parts_ab.pdf)
- 3. Find a Scout troop near your home.
(Editor's note: **With parent or guardian supervision...** to find a troop that's nearby, you can use this link: <https://beascout.scouting.org/>. Alternatively, the council name, address and phone number can be found on the BSA's council locator page: <http://www.scouting.org/LocalCouncilLocator.aspx>.)
- 4. Repeat the Pledge of Allegiance.

*I pledge allegiance to the flag
of the United States of America
and to the republic for which it stands,
one nation under God,
indivisible, with liberty and justice for all.*

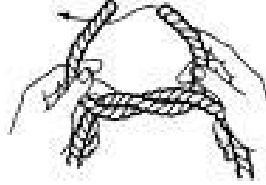
- 5. Demonstrate the Scout sign, salute, and handshake.



6. Demonstrate tying the square knot (a joining knot).



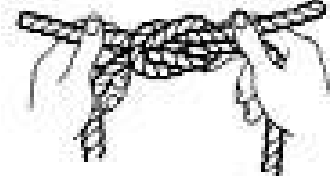
Right over left



Left over right



makes a knot



tidy and tight.

7. Understand and agree to live by the Scout Oath, Scout Law, motto, and slogan, and the Outdoor Code.

The Scout Oath:

On my honor ...

By giving your word, you are promising to be guided by the ideals of the Scout Oath.

I will do my best ...

Try hard to live up to the points of the Scout Oath. Measure your achievements against your own high standards and don't be influenced by peer pressure or what other people do.

To do my duty to God ...

Your family and religious leaders teach you about God and the ways you can serve. You do your duty to God by following the wisdom of those teachings every day and by respecting and defending the rights of others to practice their own beliefs.

and my country ...

Help keep the United States a strong and fair nation by learning about our system of government and your responsibilities as a citizen and future voter.

America is made up of countless families and communities. When you work to improve your community and your home, you are serving your country. Natural resources are another important part of America's heritage worthy of your efforts to understand, protect, and use wisely. What you do can make a real difference.

and to obey the Scout Law; ...

The twelve points of the Scout Law are guidelines that can lead you toward wise choices. When you obey the Scout Law, other people will respect you for the way you live, and you will respect yourself.

To help other people at all times; ...

There are many people who need you. Your cheerful smile and helping hand will ease the burden of many who need assistance. By helping out whenever possible, you are doing your part to make this a better world.

To keep myself physically strong, ...

Take care of your body so that it will serve you well for an entire lifetime. That means eating nutritious foods, getting enough sleep, and exercising regularly to build strength and endurance. It also means avoiding harmful drugs, alcohol, tobacco, and anything else that can harm your health.

mentally awake ...

Develop your mind both in the classroom and outside of school. Be curious about everything around you, and work hard to make the most of your abilities. With an inquiring attitude and the willingness to ask questions, you can learn much about the exciting world around you and your role in it.

and morally straight.

To be a person of strong character, your relationships with others should be honest and open. You should respect and defend the rights of all people. Be clean in your speech and actions, and remain faithful in your religious beliefs. The values you practice as a Scout will help you shape a life of virtue and self-reliance.

The Scout Law***A Scout is Trustworthy.***

A Scout tells the truth. He is honest, and he keeps his promises. People can depend on him.

A Scout is Loyal.

A Scout is true to his family, friends, Scout leaders, school, and nation.

A Scout is Helpful.

A Scout cares about other people. He willingly volunteers to help others without expecting payment or reward.

A Scout is Friendly.

A Scout is a friend to all. He is a brother to other Scouts. He offers his friendship to people of all races and nations, and respects them even if their beliefs and customs are different from his own.

A Scout is Courteous.

A Scout is polite to everyone regardless of age or position. He knows that using good manners makes it easier for people to get along.

A Scout is Kind.

A Scout knows there is strength in being gentle. He treats others as he wants to be treated. Without good reason, he does not harm or kill any living thing.

A Scout is Obedient.

A Scout follows the rules of his family, school, and troop. He obeys the laws of his community and country. If he thinks these rules and laws are unfair, he tries to have them changed in an orderly manner rather than disobeying them.

A Scout is Cheerful.

A Scout looks for the bright side of life. He cheerfully does tasks that come his way. He tries to make others happy.

A Scout is Thrifty.

A Scout works to pay his own way and to help others. He saves for the future. He protects and conserves natural resources. He carefully uses time and property.

A Scout is Brave.

A Scout can face danger although he is afraid. He has the courage to stand for what he thinks is right even if others laugh at him or threaten him.

A Scout is Clean.

A Scout keeps his body and mind fit and clean. He chooses the company of those who live by high standards. He helps keep his home and community clean.

A Scout is Reverent.

A Scout is reverent toward God. He is faithful in his religious duties. He respects the beliefs of others.

The Scout motto,***Be Prepared.***

Be prepared for life - to live happily and without regret, knowing that you have done your best. That's what the Scout motto means.

The Scout slogan,***Do a Good Turn Daily.***

A Good Turn is more than simple good manners. It is a special act of kindness.

The Outdoor Code.

As an American, I will do my best to –

- ***Be clean in my outdoor manners.***

I will treat the outdoors as a heritage.

I will take care of it for myself and others

I will keep my trash and garbage out of lakes, streams, fields, woods, and roadways.

- ***Be careful with fire.***

I will prevent wildfire.

I will build my fires only where they are appropriate.

When I have finished using a fire, I will make sure it is cold out.

I will leave a clean fire ring, or remove all evidence of my fire.

- ***Be considerate in the outdoors.***

I will treat public and private property with respect.

I will use low-impact methods of hiking and camping.

- ***And Be conservation minded***

I will learn how to practice good conservation of soil, waters, forests, minerals, grasslands, wildlife, and energy.

I will urge others to do the same.

8. Describe the Scout badge.

Shape - The three-point design of the top half is like the north point of an old sailor's compass.

This shows that a Scout is able to point the right way in life as truly as the compass points it in the field.

Three Points - The three points of the trefoil are like the three fingers used in the Scout sign.

They stand for the three parts of the Scout Oath: duty to God & country; duty to others; duty to yourself.

Eagle and Shield - The eagle and shield, national emblem of the US, stand for freedom and a Scouter's readiness to defend that freedom.

Two Stars - The two stars stand for truth and knowledge of the Scouting movement. They guide you by night and suggest a Scout's outdoor life

Scroll - The scroll is turned up at the ends to remind us of the corners of a Scout's mouth raised in a smile as he does his duty. The Scout motto is printed across the scroll.

Knot - The knot attached to the bottom of the scroll represents the Scout slogan, Do a Good Turn Daily.



9. Complete the pamphlet exercises. With your parent or guardian, complete the exercises in the pamphlet ***How to Protect Your Children from Child Abuse: A Parent's Guide.***

The pamphlet may be found online at: <http://www.scouting.org/filestore/ypt/pdf/100-015.pdf>

10. Participate in a Scoutmaster conference. Turn in your Boy Scout application and health history form signed by your parent or guardian, then participate in a Scoutmaster conference.

Requirement resources can be found here:

http://www.meritbadge.org/wiki/index.php/Scout_Badge/#Requirement_resources

Important excerpts from the [‘Guide To Advancement’](#), No. 33088:

Effective January 1, 2012, the *‘Guide to Advancement’* (which replaced the publication *‘Advancement Committee Policies and Procedures’*) is now the *official* Boy Scouts of America source on advancement policies and procedures.

- [Inside front cover, and 5.0.1.4] — **Unauthorized Changes to Advancement Program**
No council, committee, district, unit, or individual has the authority to add to, or subtract from, advancement requirements.
(There are limited exceptions relating only to youth members with disabilities. For details see section 10, “Advancement for Members With Special Needs”.)
- [Inside front cover] — The [‘Guide to Safe Scouting’](#) Applies
Policies and procedures outlined in the *‘Guide to Safe Scouting’*, No. 34416, apply to all BSA activities, including those related to advancement and Eagle Scout service projects. [Note: Always reference the online version, which is updated quarterly.]